

Diffusore lineare senza terminali a 3 feritoie

LINEAR DIFFUSER WITHOUT 3-SLOT TERMINALS



CARATTERISTICHE

Diffusore lineare a feritoie per l'installazione in linee continue, senza terminali [i terminali sono accessorio a parte per inizio e fine della linea continua], a ugelli direzionali (serie DLK/-A**_) oppure senza ugelli direzionali (serie DLK /-B**_).

Materiali di costruzione

- Per il telaio-cornice: PVC anticondensa.
- Per ugelli direzionali e relativi sostegni (per la serie DLK/-A**_): ABS.

Color

- For the frame-frame white RAL 9010.
- For directional nozzles and their supports (for DLK/-A--- series): black RAL 9005.
- For directional nozzles and their supports (for DLK series /-A--B): white RAL 9010.

Degree of extinction

Class V0.

Operating temperature

-30°C/+60°C.

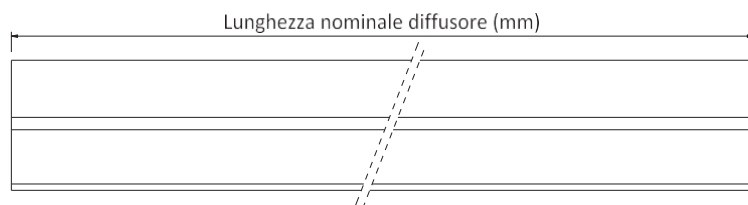
Fixing method

- For diffusers (modules) to each other: FIXING of DLKs (plug-in accessory, by the customer), which consists of a series of hooks that engage in the frame of the diffusers to be joined.
- For fixing the diffuser on the plenum: bracket kit mod. ST/04 (separate accessory, with screws) consisting of brackets that attach, in turn, to brackets already prepared on continuous PAL plenum.

ACCESSORIES

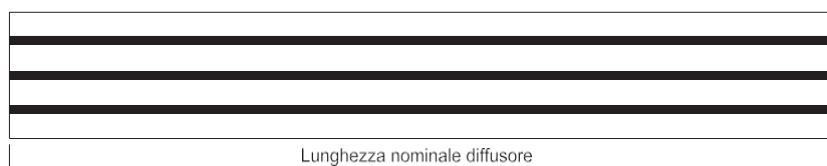
- Sheet metal sliding calibration damper mod. S/04- (see datasheet. related),
- PVC terminal mod. T-, provided already fixed on either end of the line,
- PVC corner terminal for diffuser with nozzles mod. TA-,
- Corner PVC terminal for nozzle-less diffuser mod. TB-,
- Fixing DLK modules to each other mod. FIXING -,
- Bracket kit (for fixing diffuser on plenum in PAL) mod. ST/04 ,
- Polyisocyanurate foam plenum mod. PAL/04.

DIMENSIONS



VISTA LONGITUDINALE DI DIFFUSORE mod. DLK [senza terminali]

N.B.: lunghezza minima+max del plenum del diffusore = lunghezza nominale + 20+25 mm



VISTA FRONTALE - modello DLK [senza terminali]

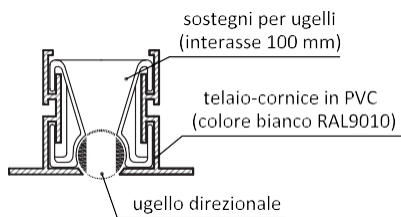
(in particolare è rappresentato un modello a 2 feritoie)

QUICK SELECTION TABLE

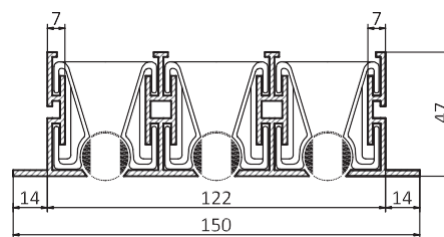
Code	Number of slits	Diffuser length [mm]	Effective area [m ²]	Flow rate (m ³ /h) with v = 1 m/s	Flow rate (m ³ /h) with v = 2 m/s	Flow rate (m ³ /h) with v = 2.5 m/s	Flow rate (m ³ /h) with v = 3 m/s	Flow rate (m ³ /h) with v = 4 m/s
				Pressure drop: 2 Pa	Pressure drop: 4 Pa	Pressure drop: 6 Pa	Pressure drop: 9 Pa	Pressure drop: 13 Pa
DLK/3A600_	3	600	0.0270	97	194	243	291	388
DLK/3A800_	3	800	0.0360	130	260	325	390	520
DLK/3A1000_	3	1000	0.0450	162	324	405	486	648
DLK/3A1500_	3	1500	0.0670	241	483	606	726	967
DLK/3A2000_	3	2000	0.0900	324	648	810	972	1296

(*) Calculated for models equipped with directional nozzles-letter A in the code-and with the condition of fully open slots.

SECTIONAL DRAWINGS



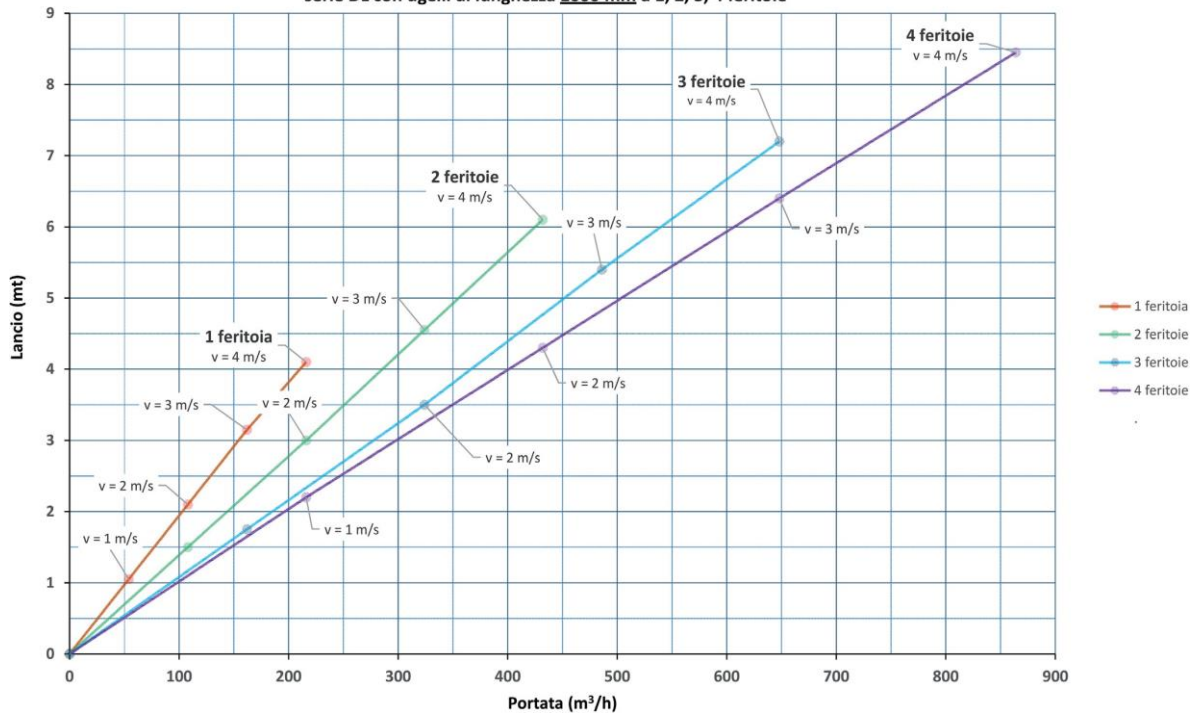
SEZIONE descrittiva



SEZIONE modello a 3 feritoie

GRAPHICS

Grafico del lancio (in metri, a velocità terminale di 0,25 m/s) dei diffusori lineari serie DL con ugelli di lunghezza 1000 mm a 1, 2, 3, 4 feritoie



GRAPHICS

Launch graph (in meters, at terminal velocity of 0.25 m/s) linear diffusers series DL with nozzles of length 1600 mm with 1, 2, 3 slots

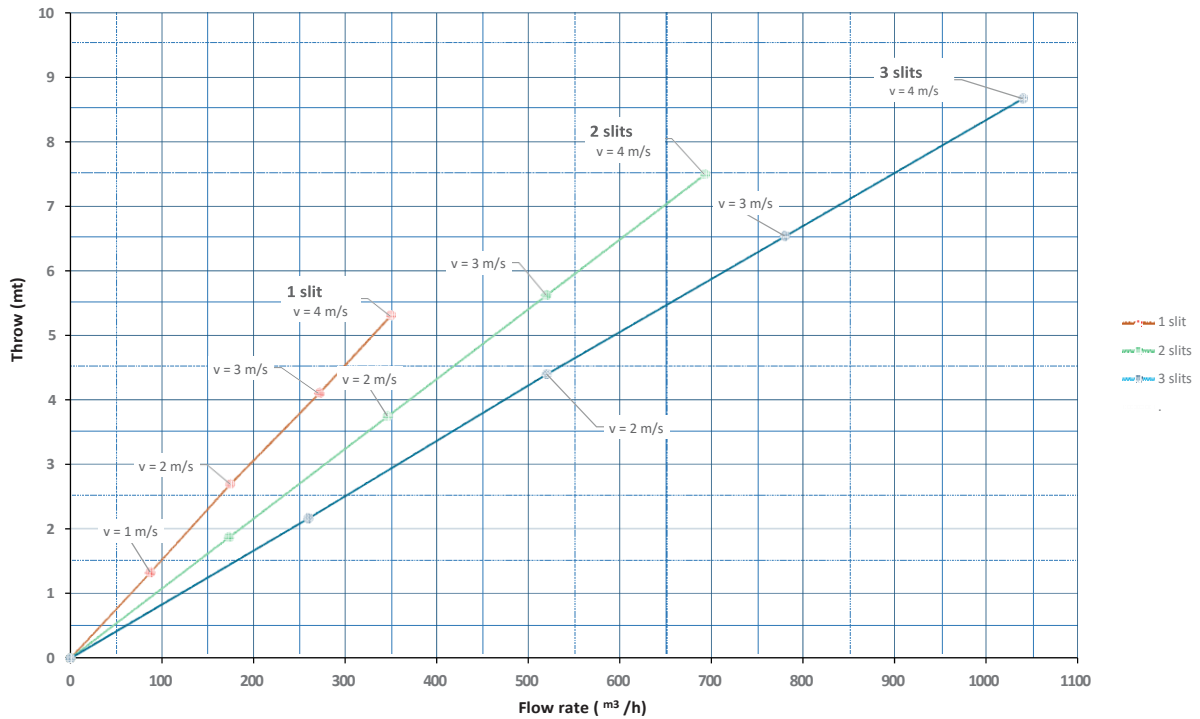
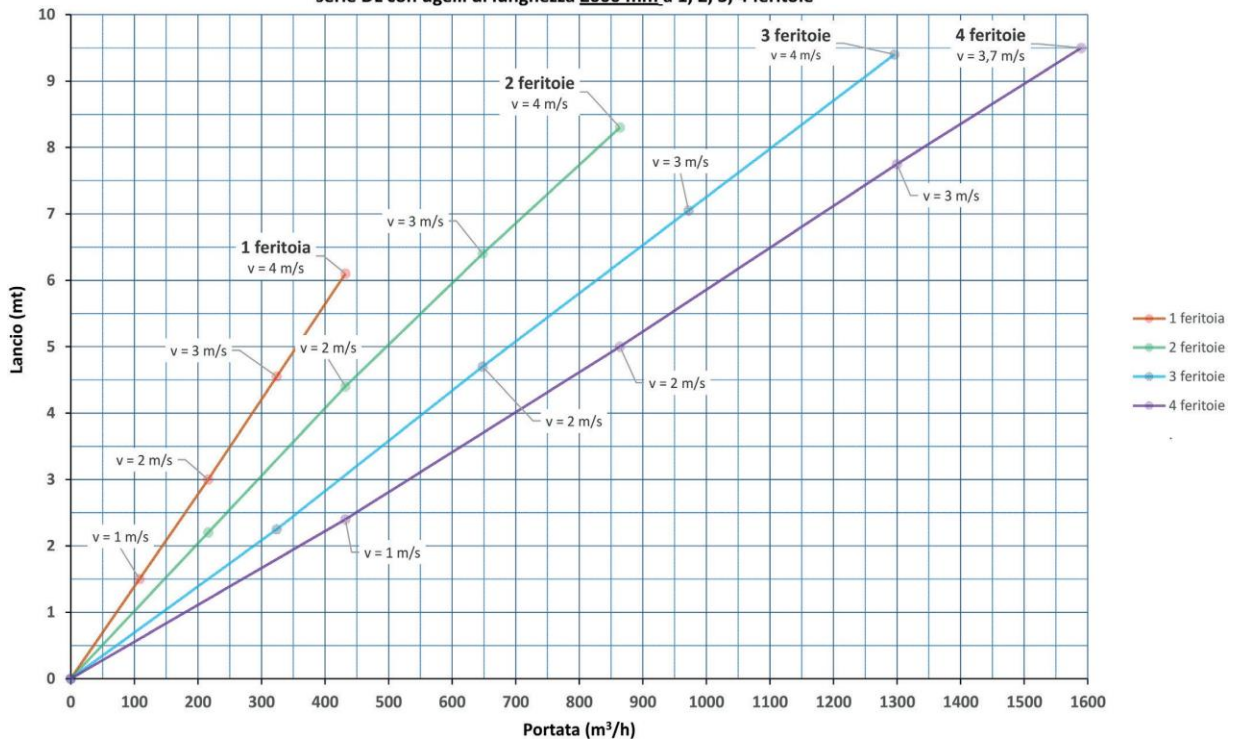


Grafico del lancio (in metri, a velocità terminale di 0,25 m/s) dei diffusori lineari serie DL con ugelli di lunghezza 2000 mm a 1, 2, 3, 4 feritoie



REV 04/2020